

Practical Linear Algebra: A GEOMETRY TOOLBOX


Third edition

Chapter 20: Curves

Gerald Farin & Dianne Hansford

CRC Press, Taylor & Francis Group, An A K Peters Book
www.farinhanford.com/books/pla


©2013



Outline

- 1 Introduction to Curves
- 2 Parametric Curves
- 3 Properties of Bézier Curves
- 4 The Matrix Form
- 5 Derivatives
- 6 Composite Curves
- 7 The Geometry of Planar Curves
- 8 Moving along a Curve
- 9 WYSK

Introduction to Curves



Focus of this chapter: cubic Bézier curves

Invented for car design

— France early 1960s at Renault and Citroën in Paris

— Techniques still in use today

— called *Geometric Modeling* or *Computer Aided Geometric Design*

Apply linear algebra and geometric concepts to the study of curves

Parametric Curves

Straight line in *parametric* form:

$$\mathbf{x}(t) = (1 - t)\mathbf{a} + t\mathbf{b} \quad \Rightarrow \quad \mathbf{x}(0) = \mathbf{a} \quad \text{and} \quad \mathbf{x}(1) = \mathbf{b}$$

Interpret t as time and $\mathbf{x}(t)$ as a moving point

Coefficients $(1 - t)$ and t are linear polynomials \Rightarrow *linear interpolation*

A **parametric curve**: a curve that can be written as

$$\mathbf{x}(t) = \begin{bmatrix} f(t) \\ g(t) \end{bmatrix}$$

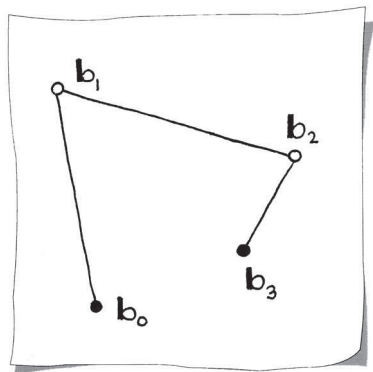
where $f(t)$ and $g(t)$ are functions of the parameter t

Linear interpolant: $f(t) = (1 - t)a_1 + ta_1$ and $g(t) = (1 - t)a_2 + ta_2$

In general: f and g can be any functions

— polynomial, trig, exponential, ...

Parametric Curves



Next: study motion along *curves*

Cubic Bézier curves:

Start with four points in 2D or 3D

b_0, b_1, b_2, b_3

Bézier control points

⇒ Bézier controls polygon

— not assumed to be closed

Parametric Curves

To create plots: **evaluate** the cubic curve at many t -parameters

— $t \in [0, 1]$

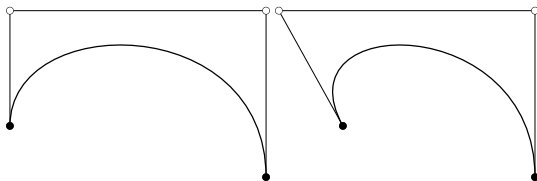
— Example: evaluate at 50 points

$$t = 0, 1/50, 2/50, \dots, 49/50, 1$$

Evaluation points connected by straight line segments

Choose enough t -parameters so the curve looks smooth

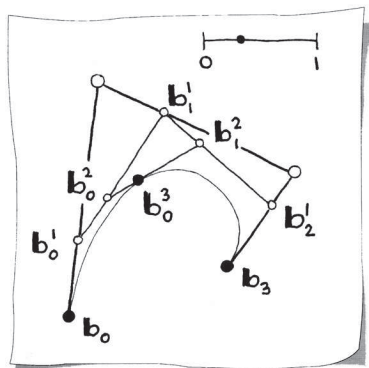
⇒ plotting a **discrete approximation** of the curve



Two examples that differ in the location of \mathbf{b}_0 only

Parametric Curves

Evaluation: the de Casteljau algorithm



Generate one point

- Pick a parameter value $t \in [0, 1]$
- Linear interpolation on each leg

$$b_0^1(t) = (1 - t)b_0 + tb_1$$

$$b_1^1(t) = (1 - t)b_1 + tb_2$$

$$b_2^1(t) = (1 - t)b_2 + tb_3$$

Repeat on new polygon

$$b_0^2 = (1 - t)b_0^1(t) + tb_1^1(t)$$

$$b_1^2 = (1 - t)b_1^1(t) + tb_2^1(t)$$

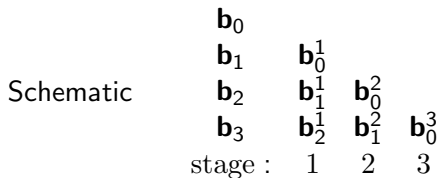
Repeat

$$b_0^3(t) = (1 - t)b_0^2(t) + tb_1^2(t)$$

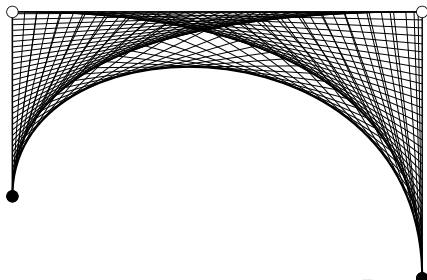
⇒ Point on the Bézier curve

Parametric Curves

Points \mathbf{b}_i^j are called **intermediate Bézier points**



Except for (input) Bézier polygon each point is a function of t



Parametric Curves

Equation for a cubic Bézier curve

$$\text{Expand: } \mathbf{b}_0^3(t) = (1-t)\mathbf{b}_0^2(t) + t\mathbf{b}_1^2(t)$$

$$\begin{aligned}\mathbf{b}_0^3 &= (1-t)\mathbf{b}_0^2 + t\mathbf{b}_1^2 \\ &= (1-t)[(1-t)\mathbf{b}_0^1 + t\mathbf{b}_1^1] + t[(1-t)\mathbf{b}_1^1 + t\mathbf{b}_2^1] \\ &= (1-t)[(1-t)[(1-t)\mathbf{b}_0 + t\mathbf{b}_1] + t[(1-t)\mathbf{b}_1 + t\mathbf{b}_2]] \\ &\quad + t[(1-t)[(1-t)\mathbf{b}_1 + t\mathbf{b}_2] + t[(1-t)\mathbf{b}_2 + t\mathbf{b}_3]]\end{aligned}$$

Collect terms with the same \mathbf{b}_i

$$\mathbf{b}_0^3(t) = (1-t)^3\mathbf{b}_0 + 3(1-t)^2t\mathbf{b}_1 + 3(1-t)t^2\mathbf{b}_2 + t^3\mathbf{b}_3$$

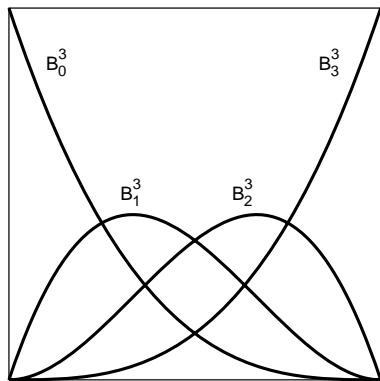
General form of a cubic Bézier curve

$\mathbf{b}_0^3(t)$ traces out a curve as t traces out values between 0 and 1

Shorter notation: $\mathbf{b}(t)$ instead of $\mathbf{b}_0^3(t)$

Parametric Curves

Bernstein basis functions



Cubic polynomials — degree 3

$$B_0^3(t) = (1 - t)^3$$

$$B_1^3(t) = 3(1 - t)^2 t$$

$$B_2^3(t) = 3(1 - t) t^2$$

$$B_3^3(t) = t^3$$

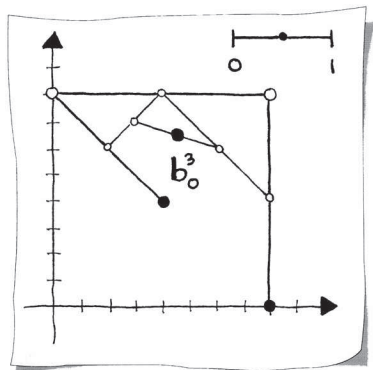
$$\mathbf{b}_0^3(t) = B_0^3(t)\mathbf{b}_0 + B_1^3(t)\mathbf{b}_1 \\ + B_2^3(t)\mathbf{b}_2 + B_3^3(t)\mathbf{b}_3$$

All cubic polynomials can be expressed in terms of Bernstein polynomials

⇒ form a basis for all cubic

Parametric Curves

Subdivision



A subset of intermediate Bézier points form two cubic polygons — Mimic the curve's shape
Curve segment from \mathbf{b}_0 to $\mathbf{b}_0^3(t)$

$$\mathbf{b}_0, \mathbf{b}_0^1, \mathbf{b}_0^2, \mathbf{b}_0^3$$


Curve segment from $\mathbf{b}_0^3(t)$ to \mathbf{b}_3

$$\mathbf{b}_0^3, \mathbf{b}_1^2, \mathbf{b}_2^1, \mathbf{b}_3$$

Identify polygons in schematic

$$\begin{array}{cccc} \mathbf{b}_0 & & & \\ \mathbf{b}_1 & \mathbf{b}_0^1 & & \\ \mathbf{b}_2 & \mathbf{b}_1^1 & \mathbf{b}_0^2 & \\ \mathbf{b}_3 & \mathbf{b}_2^1 & \mathbf{b}_1^2 & \mathbf{b}_0^3 \end{array}$$

Properties of Bézier Curves



Endpoint interpolation: $\mathbf{b}(0) = \mathbf{b}_0$ and $\mathbf{b}(1) = \mathbf{b}_3$

Affine invariance: affine map of the control polygon
then curve undergoes the same transformation
 \Rightarrow Bernstein polynomials sum to one

$$(1-t)^3 + 3(1-t)^2t + 3(1-t)t^2 + t^3 = [(1-t) + t]^3 = 1$$

Every point on the curve is a *barycentric combination* of the control points

Properties of Bézier Curves

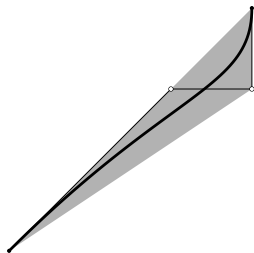
Bernstein polynomials are nonnegative for $t \in [0, 1]$

⇒ Every point on the curve is a *convex combination* of the control points

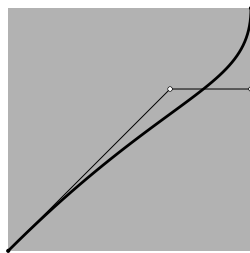
⇒ **Convex hull property**: for $t \in [0, 1]$ the curve lies in the convex hull of the control polygon

Extrapolation: evaluate the curve for t -values outside of $[0, 1]$

— Can no longer predict the shape of the curve



convex hull



minmax box

The convex hull lies inside the minmax box

The Matrix Form

Bézier curve expressed using dot products:

$$\mathbf{b}(t) = [\mathbf{b}_0 \quad \mathbf{b}_1 \quad \mathbf{b}_2 \quad \mathbf{b}_3] \begin{bmatrix} (1-t)^3 \\ 3(1-t)^2t \\ 3(1-t)t^2 \\ t^3 \end{bmatrix}$$

Most well-known: cubic polynomials as combinations of the **monomials**:

$$1, t, t^2, t^3$$

Rewrite the Bézier curve:

$$\mathbf{b}(t) = \mathbf{b}_0 + 3t(\mathbf{b}_1 - \mathbf{b}_0) + 3t^2(\mathbf{b}_2 - 2\mathbf{b}_1 + \mathbf{b}_0) + t^3(\mathbf{b}_3 - 3\mathbf{b}_2 + 3\mathbf{b}_1 - \mathbf{b}_0)$$

\Rightarrow Matrix form of a Bézier curve

$$\mathbf{b}(t) = [\mathbf{b}_0 \quad \mathbf{b}_1 \quad \mathbf{b}_2 \quad \mathbf{b}_3] \begin{bmatrix} 1 & -3 & 3 & -1 \\ 0 & 3 & -6 & 3 \\ 0 & 0 & 3 & -3 \\ 0 & 0 & 0 & 1 \end{bmatrix} \begin{bmatrix} 1 \\ t \\ t^2 \\ t^3 \end{bmatrix}$$

The Matrix Form

A curve in monomial form:

$$\begin{aligned}\mathbf{b}(t) &= \mathbf{b}_0 + 3t(\mathbf{b}_1 - \mathbf{b}_0) + 3t^2(\mathbf{b}_2 - 2\mathbf{b}_1 + \mathbf{b}_0) + t^3(\mathbf{b}_3 - 3\mathbf{b}_2 + 3\mathbf{b}_1 - \mathbf{b}_0) \\ &= \mathbf{a}_0 + \mathbf{a}_1 t + \mathbf{a}_2 t^2 + \mathbf{a}_3 t^3\end{aligned}$$

Geometrically: $\mathbf{a}_0 = \mathbf{b}_0$ is a point $\mathbf{a}_1, \mathbf{a}_2, \mathbf{a}_3$ are vectors

Using the dot product form:

$$\mathbf{b}(t) = [\mathbf{a}_0 \quad \mathbf{a}_1 \quad \mathbf{a}_2 \quad \mathbf{a}_3] \begin{bmatrix} 1 \\ t \\ t^2 \\ t^3 \end{bmatrix}$$

\Rightarrow the monomial \mathbf{a}_i are defined as

$$[\mathbf{a}_0 \quad \mathbf{a}_1 \quad \mathbf{a}_2 \quad \mathbf{a}_3] = [\mathbf{b}_0 \quad \mathbf{b}_1 \quad \mathbf{b}_2 \quad \mathbf{b}_3] \begin{bmatrix} 1 & -3 & 3 & -1 \\ 0 & 3 & -6 & 3 \\ 0 & 0 & 3 & -3 \\ 0 & 0 & 0 & 1 \end{bmatrix}$$

The Matrix Form

The inverse process:

Given a curve in monomial form, how to write it as a Bézier curve?

$$[\mathbf{b}_0 \quad \mathbf{b}_1 \quad \mathbf{b}_2 \quad \mathbf{b}_3] = [\mathbf{a}_0 \quad \mathbf{a}_1 \quad \mathbf{a}_2 \quad \mathbf{a}_3] \begin{bmatrix} 1 & -3 & 3 & -1 \\ 0 & 3 & -6 & 3 \\ 0 & 0 & 3 & -3 \\ 0 & 0 & 0 & 1 \end{bmatrix}^{-1}$$

A matrix inversion is all that is needed here!

— Matrix is nonsingular

⇒ Any cubic curve can be written in either Bézier or monomial form

Derivatives

Cubic Bézier curve: two (in 2D) or three (in 3D) cubic equations in t

$$\mathbf{b}_0^3(t) = (1-t)^3 \mathbf{b}_0 + 3(1-t)^2 t \mathbf{b}_1 + 3(1-t)t^2 \mathbf{b}_2 + t^3 \mathbf{b}_3$$

First derivative vector: derivative in each of the components

$$\begin{aligned} \frac{d\mathbf{b}(t)}{dt} &= -3(1-t)^2 \mathbf{b}_0 - 6(1-t)t \mathbf{b}_1 + 3(1-t)^2 \mathbf{b}_1 \\ &\quad - 3t^2 \mathbf{b}_2 + 6(1-t)t \mathbf{b}_2 + 3t^2 \mathbf{b}_3 \end{aligned}$$

Rearrange and use abbreviation $\frac{d\mathbf{b}(t)}{dt} = \dot{\mathbf{b}}(t)$

$$\dot{\mathbf{b}}(t) = 3(1-t)^2 [\mathbf{b}_1 - \mathbf{b}_0] + 6(1-t)t [\mathbf{b}_2 - \mathbf{b}_1] + 3t^2 [\mathbf{b}_3 - \mathbf{b}_2]$$

⇒ Derivative curve is degree two

⇒ Derivative curve has *control vectors*

One very nice feature of the de Casteljau algorithm:
intermediate Bézier points lead to simple expression of the derivative

$$\dot{\mathbf{b}}(t) = 3 [\mathbf{b}_1^2(t) - \mathbf{b}_0^2(t)]$$

Very simple form at the endpoints

$$\dot{\mathbf{b}}(0) = 3[\mathbf{b}_1 - \mathbf{b}_0] \qquad \dot{\mathbf{b}}(1) = 3[\mathbf{b}_3 - \mathbf{b}_2]$$

Control polygon is tangent to the curve at the curve's endpoints

Derivatives

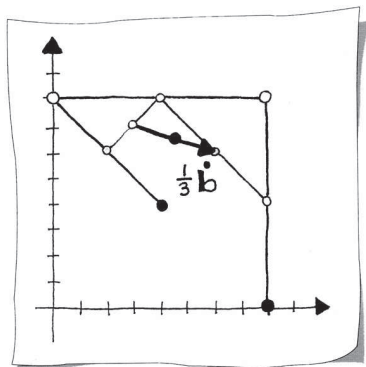
Example: Compute first derivative vector for $t = 1/2$

Evaluate the direct equation

$$\begin{aligned}\dot{\mathbf{b}}\left(\frac{1}{2}\right) &= 3 \cdot \frac{1}{4} \left[\begin{bmatrix} 0 \\ 8 \end{bmatrix} - \begin{bmatrix} 4 \\ 4 \end{bmatrix} \right] \\ &+ 6 \cdot \frac{1}{4} \left[\begin{bmatrix} 8 \\ 8 \end{bmatrix} - \begin{bmatrix} 0 \\ 8 \end{bmatrix} \right] \\ &+ 3 \cdot \frac{1}{4} \left[\begin{bmatrix} 8 \\ 0 \end{bmatrix} - \begin{bmatrix} 8 \\ 8 \end{bmatrix} \right] = \begin{bmatrix} 9 \\ -3 \end{bmatrix}\end{aligned}$$

Use intermediate control points

$$\begin{aligned}\dot{\mathbf{b}}\left(\frac{1}{2}\right) &= 3 \left[\mathbf{b}_1^2\left(\frac{1}{2}\right) - \mathbf{b}_0^2\left(\frac{1}{2}\right) \right] \\ &= 3 \left[\begin{bmatrix} 6 \\ 6 \end{bmatrix} - \begin{bmatrix} 3 \\ 7 \end{bmatrix} \right] = \begin{bmatrix} 9 \\ -3 \end{bmatrix}\end{aligned}$$



Derivatives

The derivative of a curve is a *vector*

— It is tangent to the curve

Can interpret it as a *velocity vector*

— Interpret parameter t as time

then arrive at $\mathbf{b}(t)$ at time t with velocity $\dot{\mathbf{b}}(t)$

— Large magnitude of the tangent vector \Rightarrow moving fast

If we rotate the control polygon, the curve will follow

— And so will all of its derivative vectors

In calculus: a “horizontal tangent” has a special meaning

— It indicates an extreme value of a function

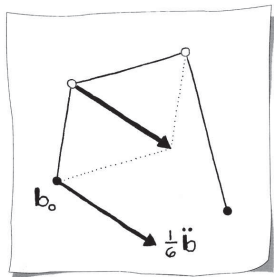
— Notion of an extreme value is meaningless for parametric curves

◇ Term “horizontal tangent” depends on the curve's orientation

◇ Not a property of the curve itself

Derivatives

Second derivative vector: may interpret as acceleration



$$\dot{\mathbf{b}}(t) = 3(1-t)^2[\mathbf{b}_1 - \mathbf{b}_0] + 6(1-t)t[\mathbf{b}_2 - \mathbf{b}_1] + 3t^2[\mathbf{b}_3 - \mathbf{b}_2]$$

$$\begin{aligned}\ddot{\mathbf{b}}(t) &= -6(1-t)[\mathbf{b}_1 - \mathbf{b}_0] - 6t[\mathbf{b}_2 - \mathbf{b}_1] + 6(1-t)[\mathbf{b}_2 - \mathbf{b}_1] + 6t[\mathbf{b}_3 - \mathbf{b}_2] \\ &= 6(1-t)[\mathbf{b}_2 - 2\mathbf{b}_1 + \mathbf{b}_0] + 6t[\mathbf{b}_3 - 2\mathbf{b}_2 + \mathbf{b}_1]\end{aligned}$$


Via the de Casteljau algorithm:

$$\ddot{\mathbf{b}}(t) = 6 [\mathbf{b}_2^1(t) - 2\mathbf{b}_1^1(t) + \mathbf{b}_0^1(t)]$$

Simple form at endpoints: $\ddot{\mathbf{b}}(0) = 6[\mathbf{b}_2 - 2\mathbf{b}_1 + \mathbf{b}_0]$

Composite Curves

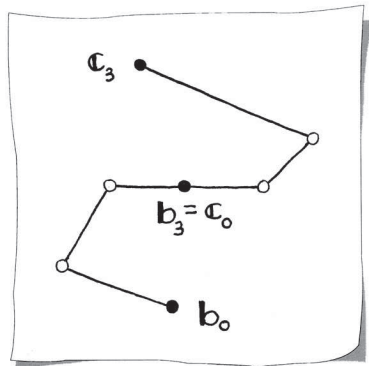
- For “real” shapes need to use many cubic Bézier curves
— Smooth overall curve \Rightarrow pieces must join smoothly



- The letter “D” as a collection of cubic Bézier curves
— Only one Bézier polygon of many is shown

Composite Curves

Smoothly joining Bézier curves



Two Bézier curves:

$\mathbf{b}_0, \mathbf{b}_1, \mathbf{b}_2, \mathbf{b}_3$ and $\mathbf{c}_0, \mathbf{c}_1, \mathbf{c}_2, \mathbf{c}_3$

Common point $\mathbf{b}_3 = \mathbf{c}_0$

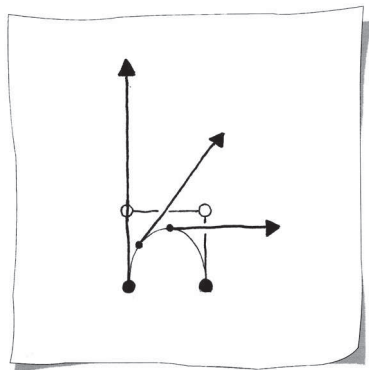
Same tangent vector direction:

$$\mathbf{c}_1 - \mathbf{c}_0 = c[\mathbf{b}_3 - \mathbf{b}_2]$$

For some positive real number c

$\Rightarrow \mathbf{b}_2, \mathbf{b}_3 = \mathbf{c}_0, \mathbf{c}_1$ collinear

The Geometry of Planar Curves



Imagine driving with constant speed
Curviness of road proportional to
turning of steering wheel

Sample tangents at various points
— Successive tangents differ
significantly

⇒ curvature is high

— Successive tangents are almost
identical

⇒ curvature is low

Curvature: rate of change of
tangents

The Geometry of Planar Curves

Tangent determined by the first derivative

⇒ its rate of change should also involve the second derivative

$$\text{Curvature: } \kappa(t) = \frac{\|\dot{\mathbf{b}} \wedge \ddot{\mathbf{b}}\|}{\|\dot{\mathbf{b}}\|^3}$$

2D: can use special formula

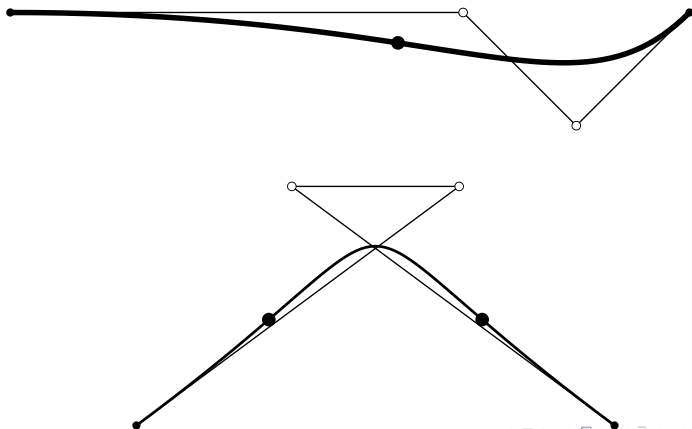
$$\kappa(t) = \frac{|\dot{\mathbf{b}} \ \ddot{\mathbf{b}}|}{\|\dot{\mathbf{b}}\|^3}$$

⇒ 2D curvature is *signed*

The Geometry of Planar Curves

Inflection point: a point where $\kappa = 0$

- Curvature changes sign on either side of the inflection point
- First and second derivative vectors are parallel or linearly dependent



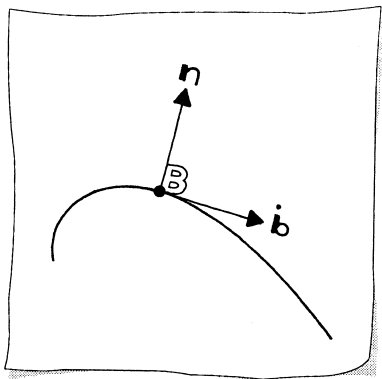
Moving along a Curve

Curve motions: “B” sliding along a Bézier curve



Moving along a Curve

Position an object at a point on a 2D curve



Point on curve: $\mathbf{b}(t)$

Tangent $\dot{\mathbf{b}}$

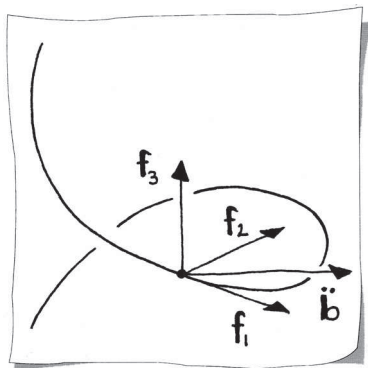
Vector \mathbf{n} perpendicular to tangent

\Rightarrow Local coordinate system

Moving along a Curve

Position an object at a point on a 3D curve

Frenet frame



$$\mathbf{f}_1 = \frac{\dot{\mathbf{b}}(t)}{\|\dot{\mathbf{b}}(t)\|}$$

$$\mathbf{f}_3 = \frac{\dot{\mathbf{b}}(t) \wedge \ddot{\mathbf{b}}(t)}{\|\dot{\mathbf{b}}(t) \wedge \ddot{\mathbf{b}}(t)\|}$$

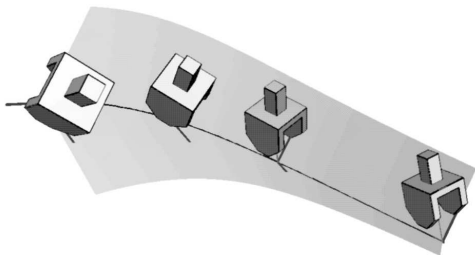
$$\mathbf{f}_2 = \mathbf{f}_3 \wedge \mathbf{f}_1$$

Osculating plane:
defined by $\dot{\mathbf{b}}(t)$ and $\ddot{\mathbf{b}}(t)$

Moving along a Curve

Suppose an object is in some local coordinate system with axes $\mathbf{u}_1, \mathbf{u}_2, \mathbf{u}_3$
Any point of the object has coordinates \mathbf{u}

$$\text{Mapped to: } \mathbf{x}(t, \mathbf{u}) = \mathbf{b}(t) + u_1 \mathbf{f}_1 + u_2 \mathbf{f}_2 + u_3 \mathbf{f}_3$$



A typical application: *robot motion*

— A robot arm is moved along a curve

- linear interpolation
- parametric curve
- de Casteljau algorithm
- cubic Bézier curve
- subdivision
- affine invariance
- convex hull property
- Bernstein polynomials
- basis function
- barycentric combination
- matrix form
- cubic monomial curve
- Bernstein and monomial conversion
- nonsingular
- first derivative
- second derivative
- parallelogram rule
- composite Bézier curves
- curvature
- inflection point
- Frenet frame
- osculating plane